

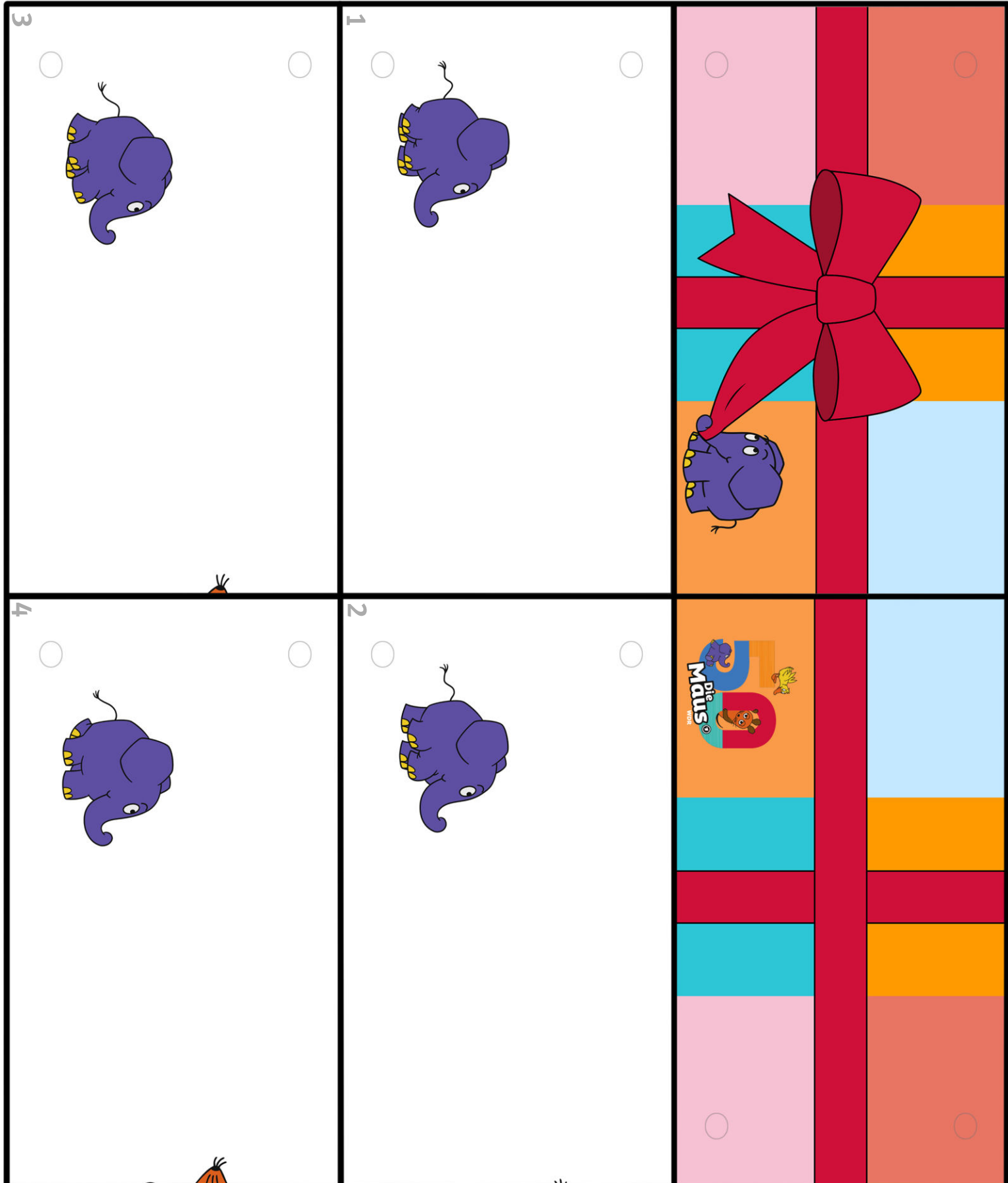
### Du brauchst:







- Schere
- Papier (mit dickem Papier (ca. 120 g/m<sup>2</sup>) läuft das Kino besser)
- Locher
- einen festen Bindfaden oder einen Kabelbinder

### So geht's:



Blätter ausdrucken, ausschneiden, lochen, zusammenbinden und los geht's ...!

**Viel Spaß!**







15





13




11




16





14





12





17





19





18





20




21




22




23




25




24




26





27





28





29





31





30





32





33





34





35





37





36





38




39




40




45




43




41




46



44




42







51




49




47




52




50




48




57



55




53




58

© WDR



56



54

